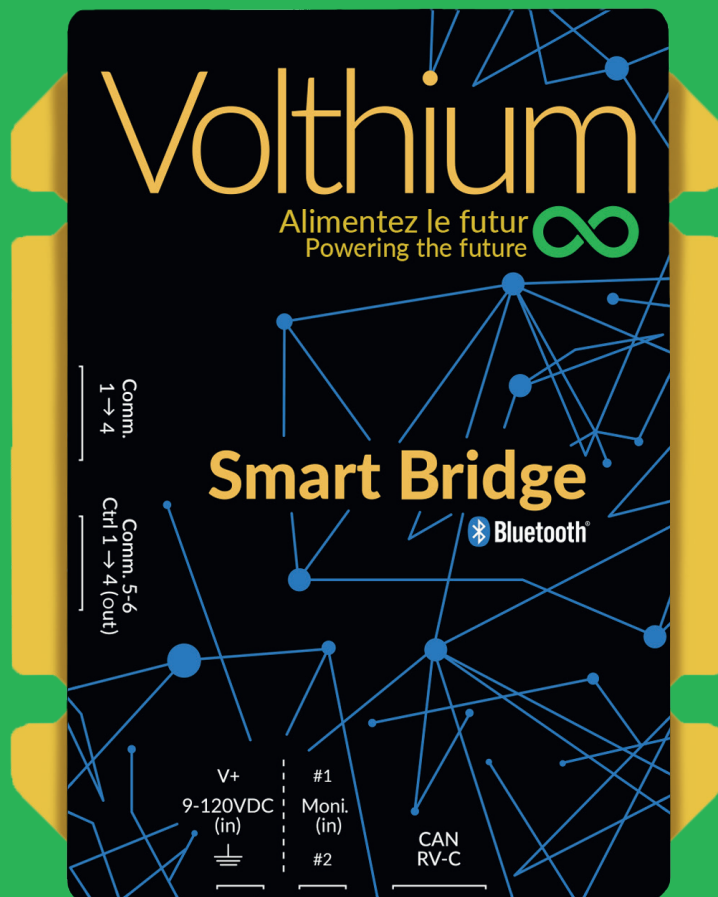


SMART BRIDGE

USER AND MAINTENANCE MANUAL



SUMMARY

Product presentation	P.03
COMMUNICATION PORTS	P.03
Module Description	P.03
SMART BRIDGE	P.03

Volthium Smart bluetooth app	P.04
------------------------------	------

Smart Bridge Application	P.04
SCAN DEVICES	P.05
BATTERYPACK INFORMATION WILL APPEAR AUTOMATICALLY	P.05
BMS DETAILS VIEW	P.06
NAVIGATION	P.06
SETTINGS MENU	P.07

Smart Bridge connection visual	P.08-09
--------------------------------	---------

Product presentation

COMMUNICATION PORTS

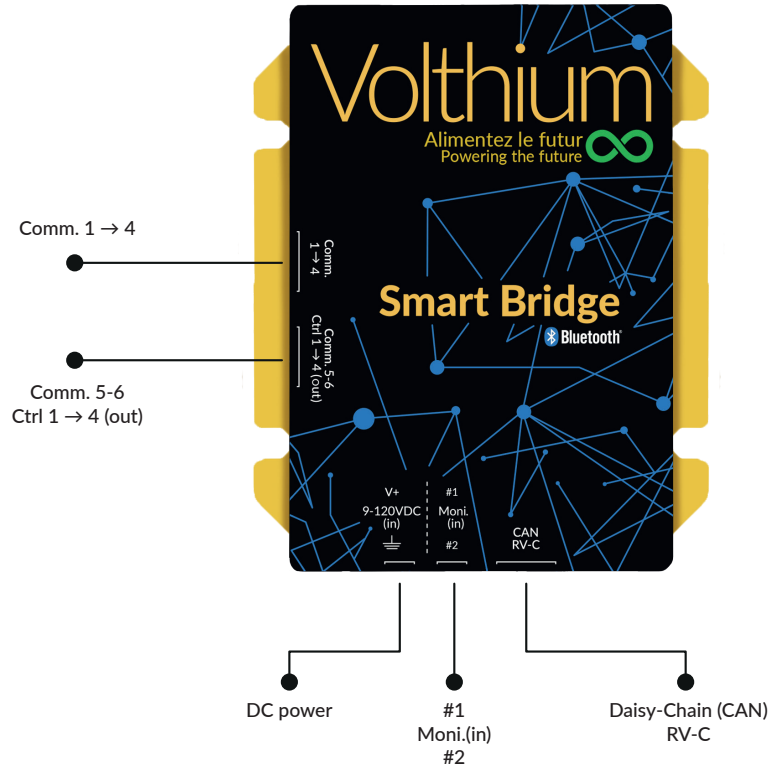
The Smart Bridge allows you to view your battery information directly on your smartphone using our dedicated mobile application, available on the various app stores. It communicates with your battery's internal BMS to transmit important data about your battery(ies) via Bluetooth. Thanks to its high-quality chip, the unobstructed communication range reaches 40 feet. The Smart Bridge allows you to read information from a battery bank that can contain up to 6 units. All Volthium batteries in ABS (Acrylonitrile Butadiene Styrene) format, equipped with a communication port, are compatible with the Smart Bridge.

Module description

SMART BRIDGE

It has a total of 4 ports:

- 1 pluggable terminal block with 4 connectors
 - 2 connectors for DC power supply
 - 2 connectors for monitoring #1 and #2
- 1 RJ45 port: (Daisy-Chain CAN) or RV-C
- 1 RJ45 port: Communication of batteries 1 to 4
- 1 RJ45 port: Communication of batteries 5 to 6 and control 1 to 4 (out)



Volthium Smart bluetooth app

Volthium Smart is the next generation application for your Volthium communication modules. Entirely manufactured in Montreal (Quebec), Canada. Download the application here:

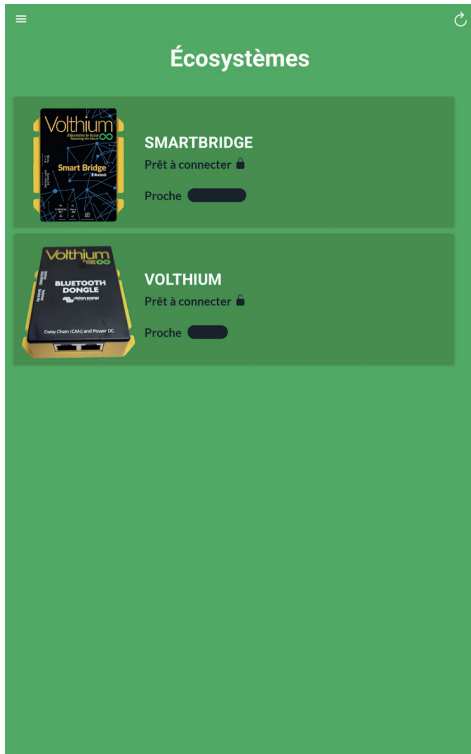
App Store : <https://apps.apple.com/ca/app/volthium-smart/id6689523265?!=en-CA>

Google Play : <https://play.google.com/store/apps/details?id=com.volthium.VolthiumSmart>



Smart Bridge Application



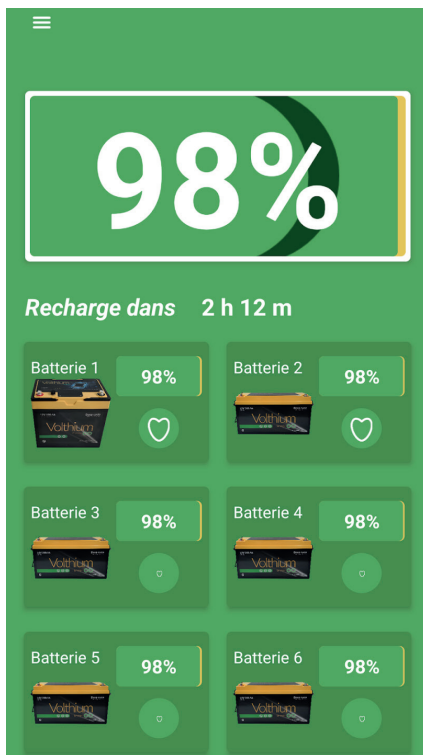


SCAN DEVICES

- List of nearby devices
- Refresh scan if no devices are available

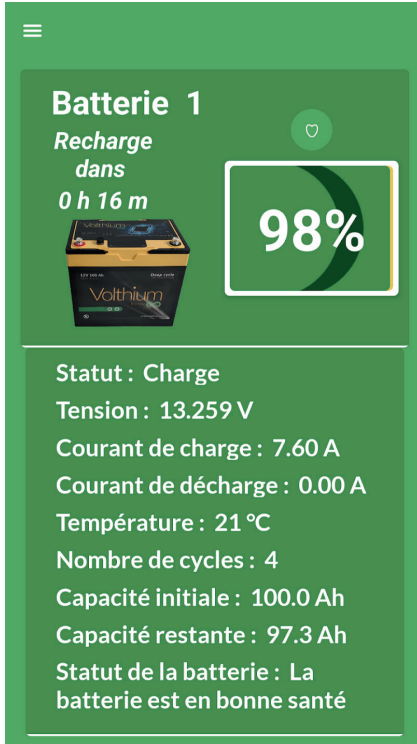
KNOWN BUGS:

- Please turn your Bluetooth on and off on your device if scan fails (Android only)
- Connection will fail if the blue LED on the SmartBridge is always on



YOUR BATTERY BANK INFORMATION WILL APPEAR AUTOMATICALLY

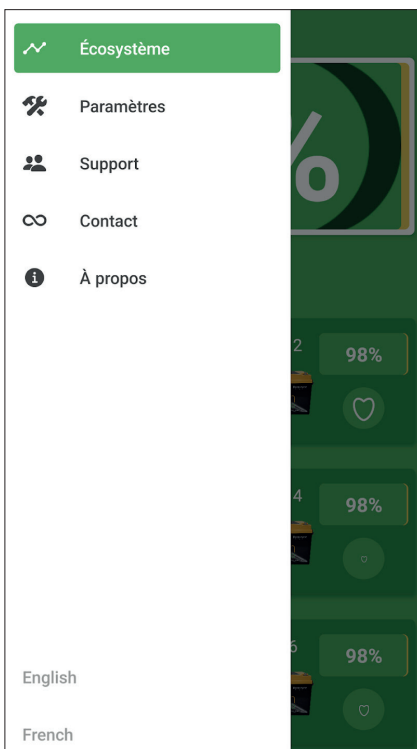
- You can see the state of charge (SOC in %) of each battery in your bank
- Slide right to view detailed information for each battery.



DETAILED INFORMATION ABOUT YOUR BATTERY VIEW

Detailed information about your battery:

- Status: Indicates the current status of your battery, whether it is charging or discharging
- Voltage: Indicates the real-time voltage of your battery
- Charging current: Real-time incoming current
- Discharging current: Real-time outgoing current
- Temperature: Real-time internal temperature
- Cycle count: Real-time cycle count
- Initial capacity: Maximum battery capacity
- Remaining capacity: Real-time remaining capacity
- Battery status: To be deleted



NAVIGATION

- Open the menu by tapping the menu icon on the top left or by sliding the screen to the left
- Ecosystem: Information about your battery bank
- Settings: Application options and firmware update (when available)
- FAQ and Troubleshooting
- Contact: Contact information (address, sales and management)

The application is available in French and English

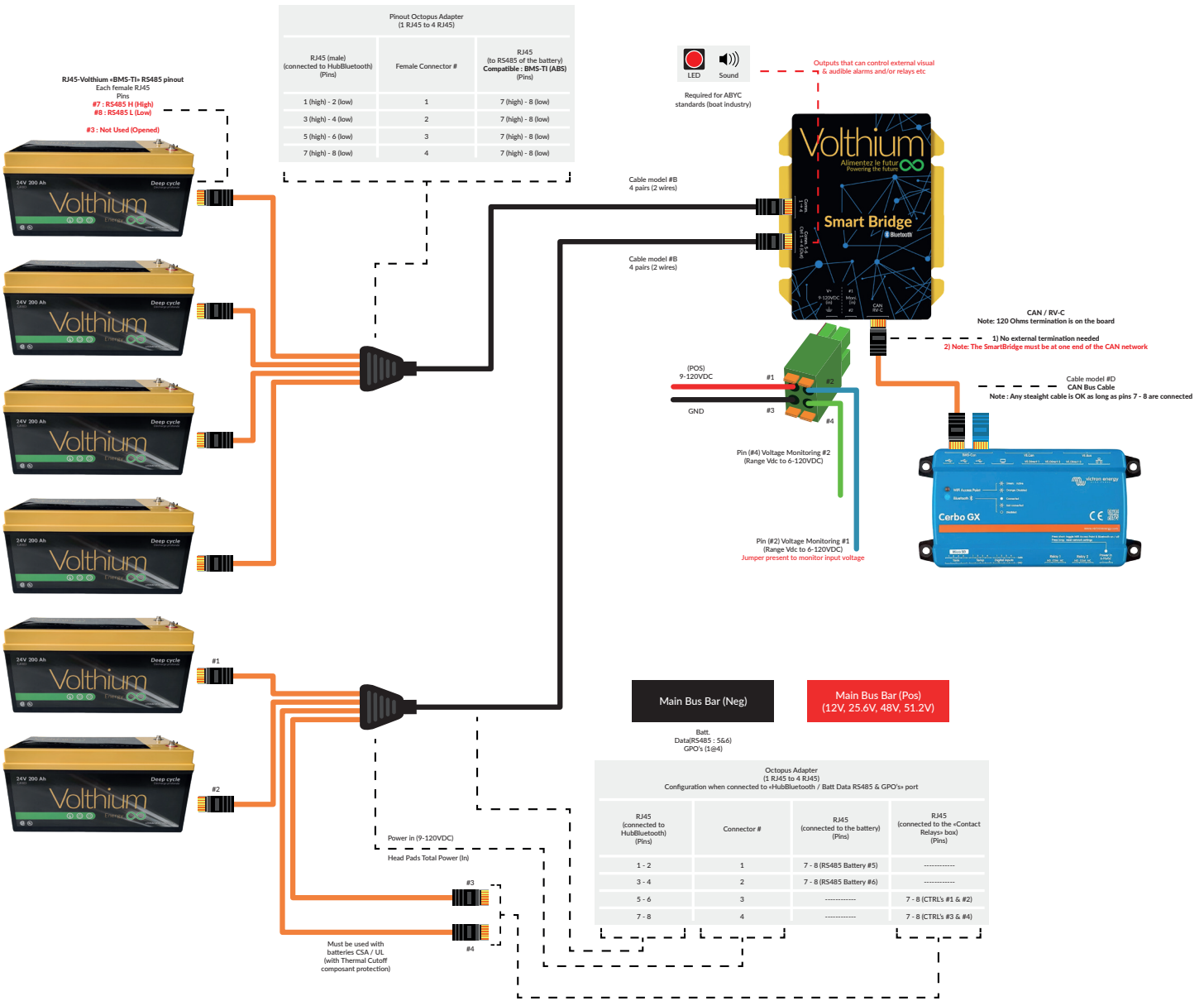
Tips: You can tap the infinity logo to contact us when you see it on the app



SETTINGS MENU

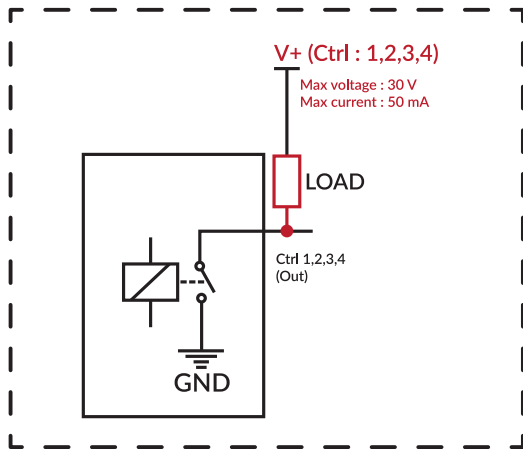

- Data Output for CSV: Enable or disable logging of local data on your device
- Log for Customer Service: For developer support only, please do not enable
- Formware Update: Coming soon

Smart Bridge connection visual



RS485 Comm. Ports 1 & 4 CTRL 1 @ 4		
RJ45 (female-8 pins)	Description	Configuration / specs
1 (high) - 2 (low)	RS485 Comm. : Battery #5	9600 bauds, n, 8 1
3 (high) - 4 (low)	RS485 Comm. : Battery #6	9600 bauds, n, 8 1
5	CTRL #1	Volts : Max. 30VDC Amps : Max 50 mA (30VDC)
6	CTRL #2	Volts : Max. 30VDC Amps : Max 50 mA (30VDC)
7	CTRL #3	Volts : Max. 30VDC Amps : Max 50 mA (30VDC)
8	CTRL #4	Volts : Max. 30VDC Amps : Max 50 mA (30VDC)

RS485 Comm. Ports 1 → 4		
RJ45 (female-8 pins)	Description	Configuration / specs
1 (high) - 2 (low)	RS485 Comm. : Battery #1	9600 bauds, n, 8 1
3 (high) - 4 (low)	RS485 Comm. : Battery #2	9600 bauds, n, 8 1
5 (high) - 6 (low)	RS485 Comm. : Battery #3	9600 bauds, n, 8 1
7 (high) - 8 (low)	RS485 Comm. : Battery #4	9600 bauds, n, 8 1



CAN / RV-C Comm. Port		
RJ45 (female-8 pins)	Description	Configuration / specs
Pins : 7 (High) - 8 (Low)	CAN or RV-C Comm.	Victrol : Cerbero-GX : BMS-Can port → Profile Bus CAN : CAN-bus for (500 Kbit/s) Cerbero-S-GX : VE.Can port → Profile Bus CAN : (BMS Can mode 500 Kbit/s) Cerbero-Control : VE.Can port → CAN-bus profile : CAN-bus-BMS (500 Kbit/s)

Power & Voltage Monitor connector		
(female-4 pins)	Description	Configuration / specs
1	V+	9-120VDC
2	Voltage monitoring #1	6-120VDC
3	GND	-----
4	Voltage monitoring #2	6-120VDC