

# RACK MOUNT

## 51.2V 200Ah

### Technical Specifications

TEMPERATURE SPECIFICATIONS	
Charge Temperature	0° à 45 °C
High Disconnect Temperature / Reconnection In Charge (BMS)	70 °C / 60 °C
Low Disconnect Temperature / Reconnection In charge (BMS)	-0 °C / 5 °C
Discharge Temperature	-20 à 55 °C
High Disconnect Temperature / Reconnection In discharge (BMS)	75 °C / 65 °C
Low Disconnect Temperature / Reconnection In Discharge (BMS)	-20 °C / -10 °C
Storage Temperature	-20 à 45 °C
Voltage Storage	> 53 V

DISCHARGE SPECIFICATIONS	
Continuous Discharge Current	150 A
Peak Discharge Current 1	200 A (30s)
Peak Discharge Current 2	350 A (3s)
Low Voltage Disconnect (BMS)	43.2 V
Short Circuit Protection	Yes

CIRCUIT BREAKER - UL 1077 / CSA	
125 A	Séries
200 A	Optional (*870mm depth)



ELECTRICAL SPECIFICATIONS	
Voltage	51.2 Volt
Capacity	200 A
Capacity @ 20A	600 min
Energy	10 240 W
Auto-Discharge	<1% par Mois
Maximum Unit In Parallel	16 (per bank)

CHARGE SPECIFICATIONS	
Recommended Charge Current	100 A
Maximum Charge Current	150 A (1heure)
Recommended Charge Voltage	56V (Bulk) / 54.4V (Float)
High Voltage Disconnect (BMS)	60 V (1s)
High Voltage Reconnect (BMS)	55.2V

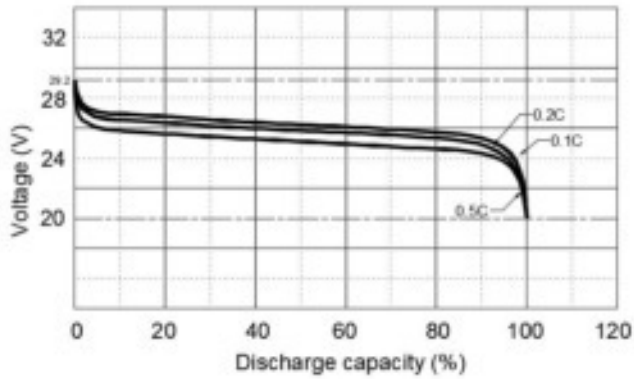
NUMBER OF CYCLES ACCORDING TO THE DISCHARGE %	
Discharge 30%	8200 < cycles
Discharge 80%	6000 < cycles
Discharge 100%	2500 < cycles

State of Health of 83% after 3560 cycles at 100% DOD @ 1C

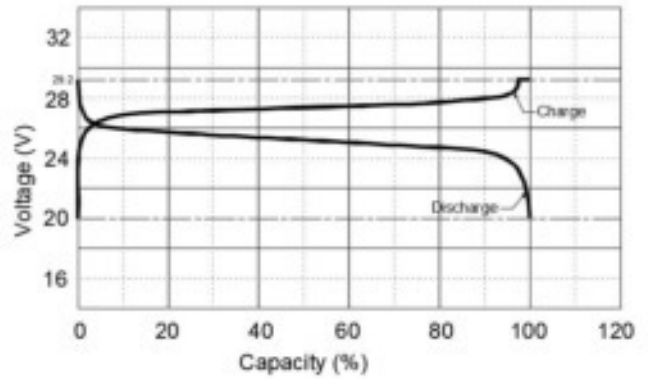
MECHANICAL SPECIFICATIONS	
Dimensions (LxWxH)	465 x 820 (870*) x 154 mm
Weight	180 lbs
Terminal Type	Amphenol Surlok (SLPPB35BNO)
Communication Interface	RS485 / Victron VE.CAN / SolArk

CERTIFICATIONS & CONCEPTION	
Conception	16S2P
Certifications	UL1973   UL1077   UL489 UL1977   CSA C22.2   IEC 62619
Shipping Classification	UN 3480   CLASS 9
Cell Type	SquareCell - LiFePO4

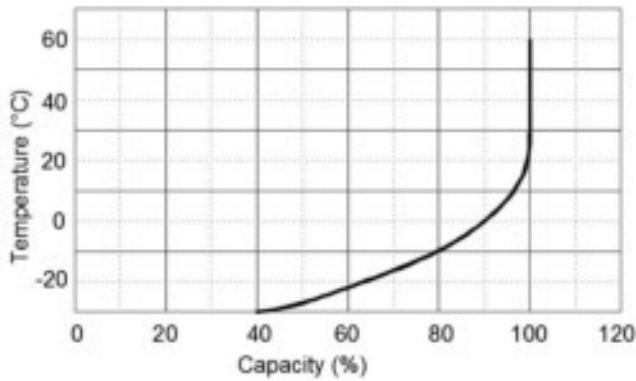
Discharge performance with different rate @ 25°C



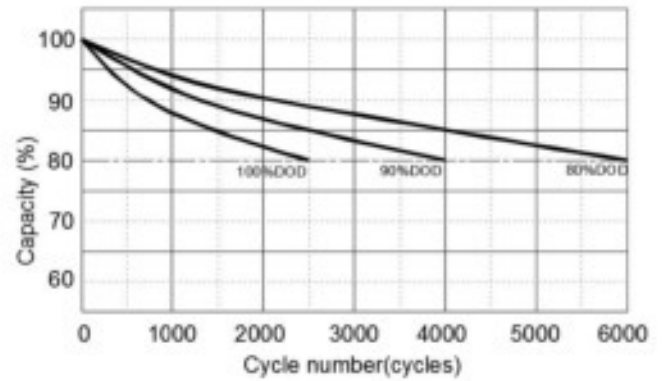
Charge & Discharge curve with 0.5C @ 25°C



Discharge capacity with different temperature @ 0.5C



Cycle life with DOD @ 0.5C, 25°C



Self-discharge @ different temperature

